

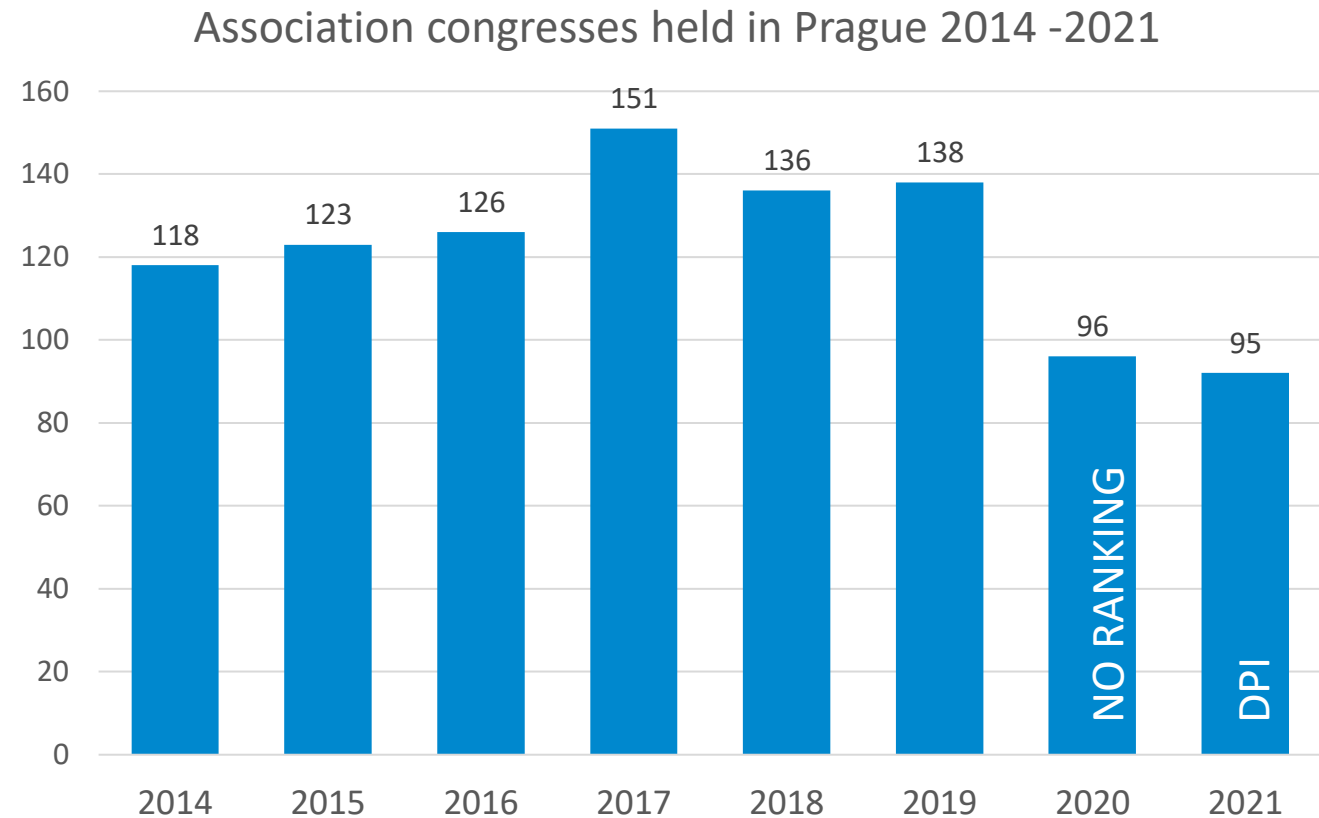
# Meetings Industry in Prague

## 2014 - 2021

# Prague, ICCA Ranking

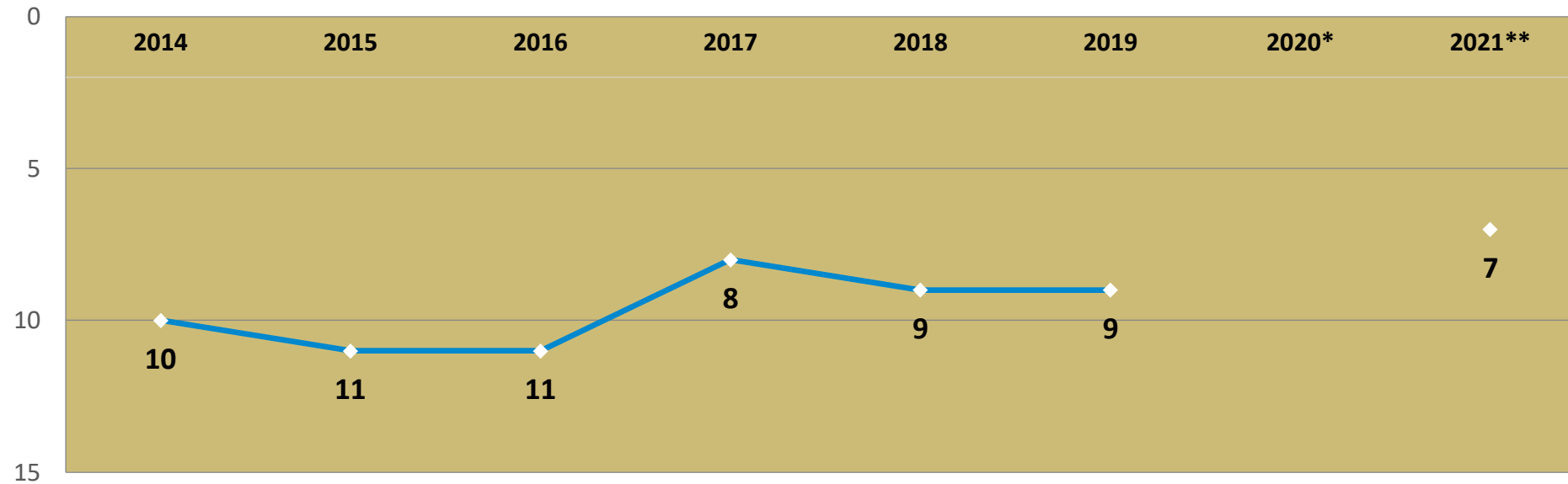
Association meetings which meet specific criteria according to the ICCA (rotation, event size, etc.)

	City	Planned
1	Lisbon	123
2	Vienna	113
3	Singapore	102
4	Seoul	99
5	Prague	95
6	Dublin	93
7	Barcelona	90
8	Athens	87
9	Paris	84
10	Madrid	79
10	Tokyo	79



# Prague, ICCA Ranking

Association meetings which meet specific criteria according to the ICCA (rotation, event size, etc.)



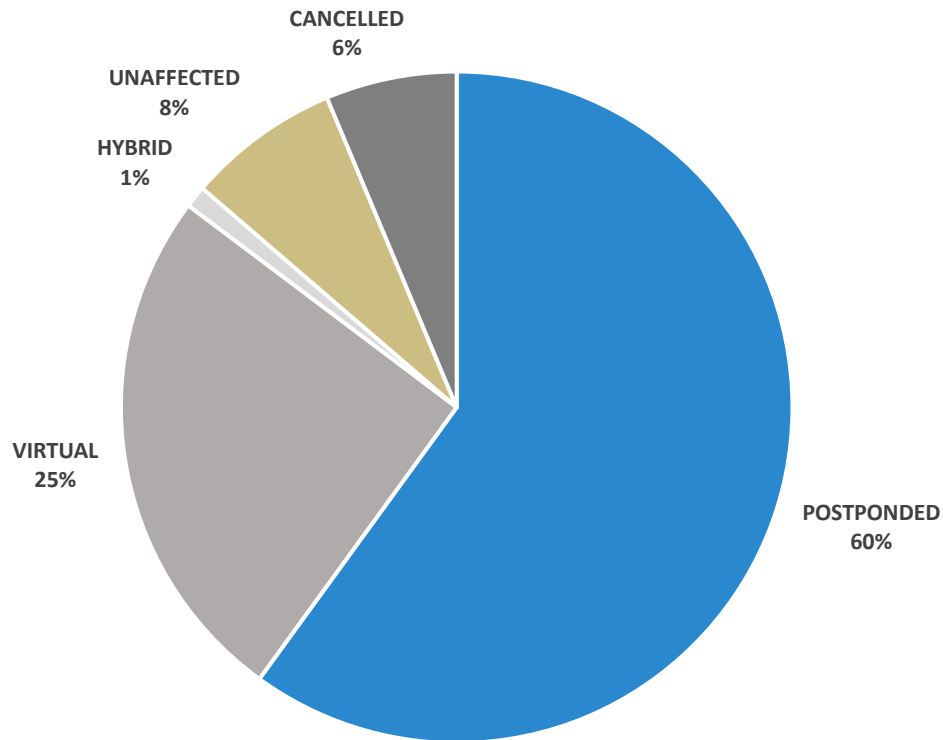
\* Due to COVID-19 there was **no ranking in 2020**

\*\* ICCA has developed the **Destination Performance Index (DPI)** in order to acknowledge and reward the effort put forth by destinations with regard to winning the original bid, COVID policies, adaptability and technological capabilities to convert on-site events into virtual/hybrid events – thereby maintaining business continuation.

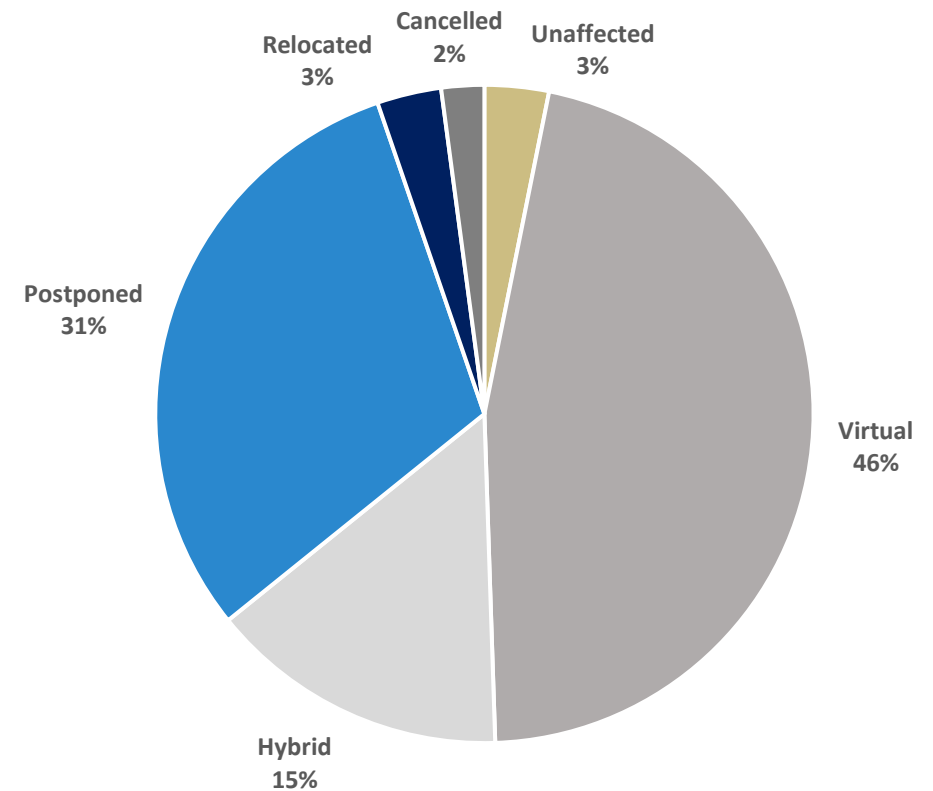
# Prague, ICCA Ranking

Association meetings which meet specific criteria according to the ICCA (rotation, event size, etc.)

PRAGUE; ICCA REPORT 2020

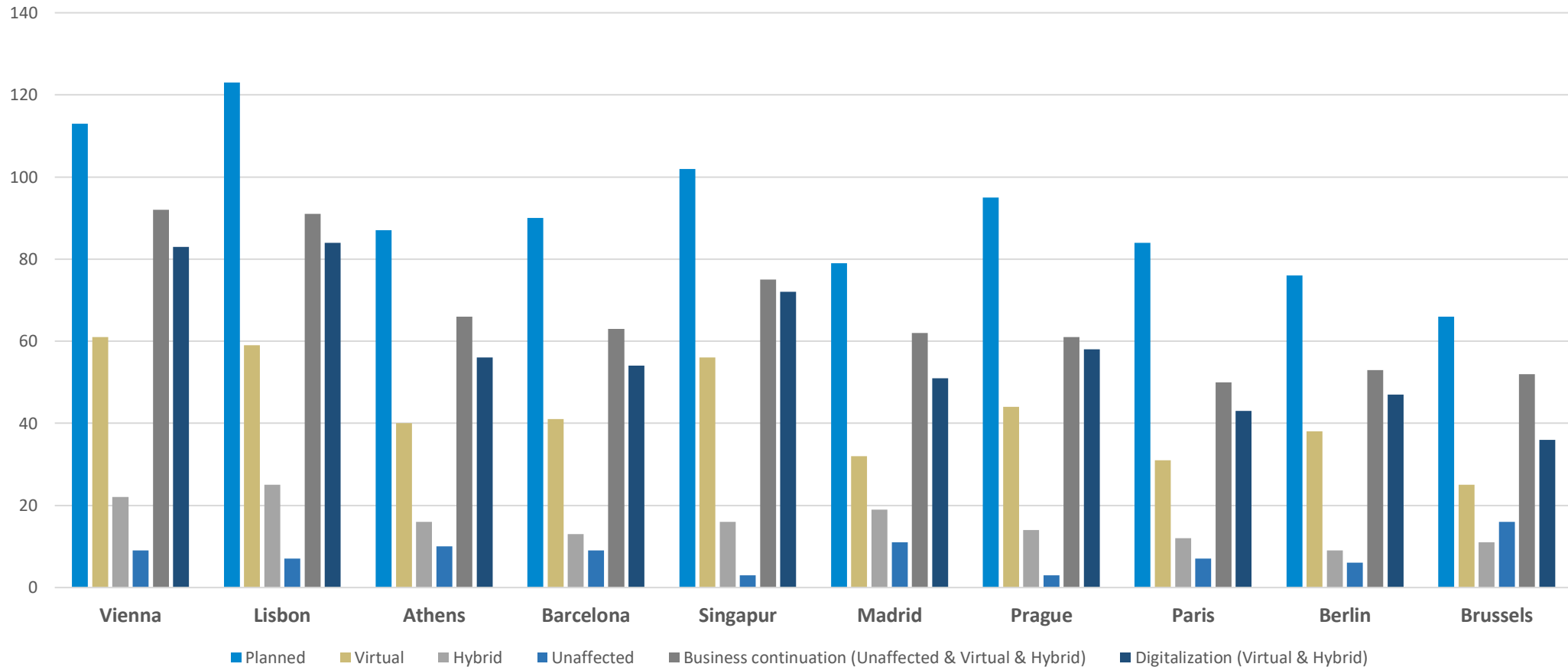


PRAGUE; ICCA REPORT 2021



# ICCA DESTINATION PERFORMANCE INDEX (DPI) 2021

## ICCA TOP Destination 2021



# Czech Statistical Office Data

Association and Corporate Conferences at collective accommodation establishments

Year	Number of meetings	Number of participants
2014	3 667	544 847
2015	4 187	536 432
2016	4 437	542 081
2017	4 388	528 574
2018	4 534	536 232
2019	5 668	558 122
2020	1 135	141 174
2021	1 107	116 798

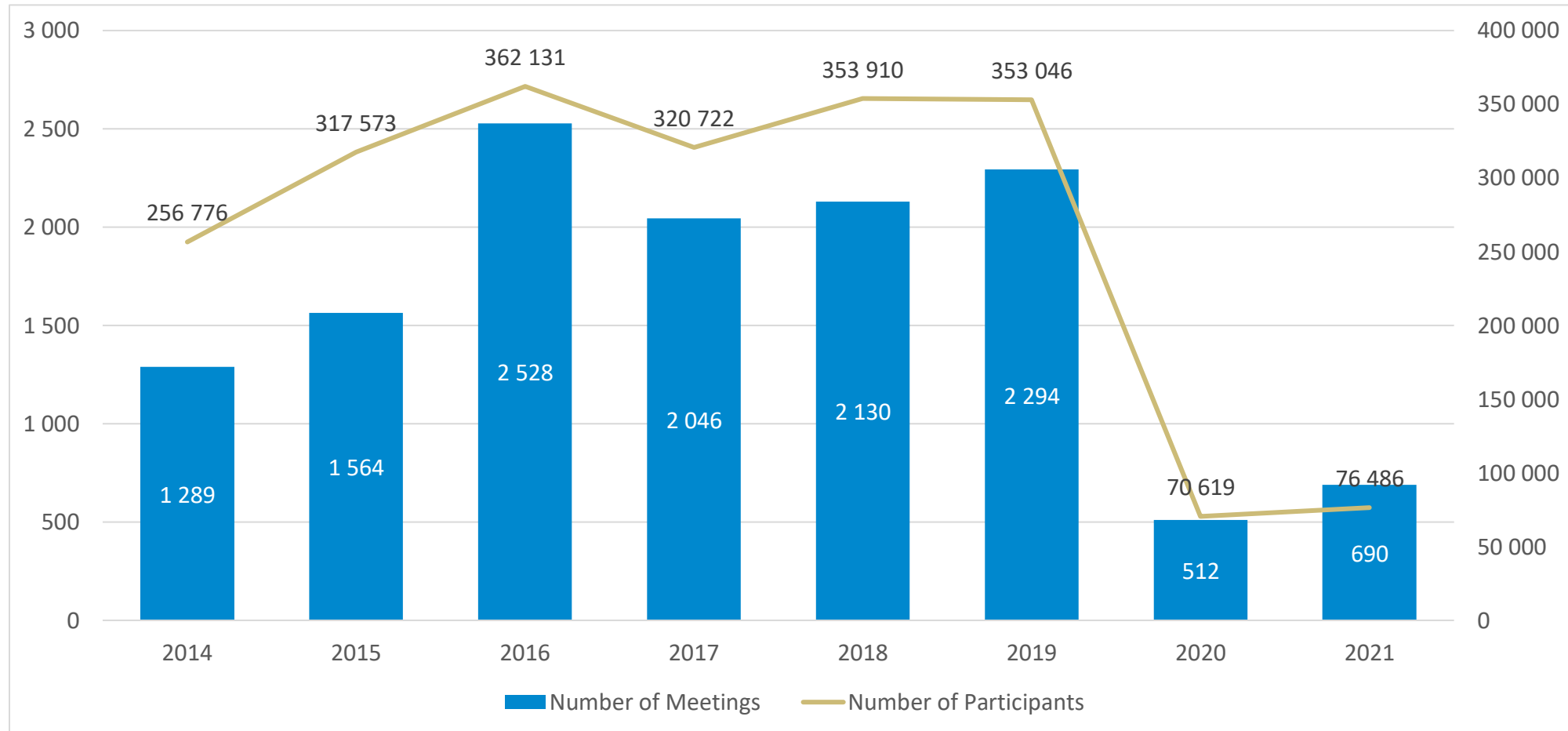
# Statistics of PCB Members

Incl. collective accommodation establishments, convention centers, universities and other venues (e.g., historical palaces)

Year	Number of meetings	Number of participants
2014	1 289	256 776
2015	1 564	317 573
2016	2 528	362 131
2017	2 046	320 722
2018	2 130	353 910
2019	2 294	353 046
2020	512	70 619
2021	690	76 486

# Statistics of PCB Members

Incl. collective accommodation establishments, convention centers, universities and other venues (e.g., historical palaces)





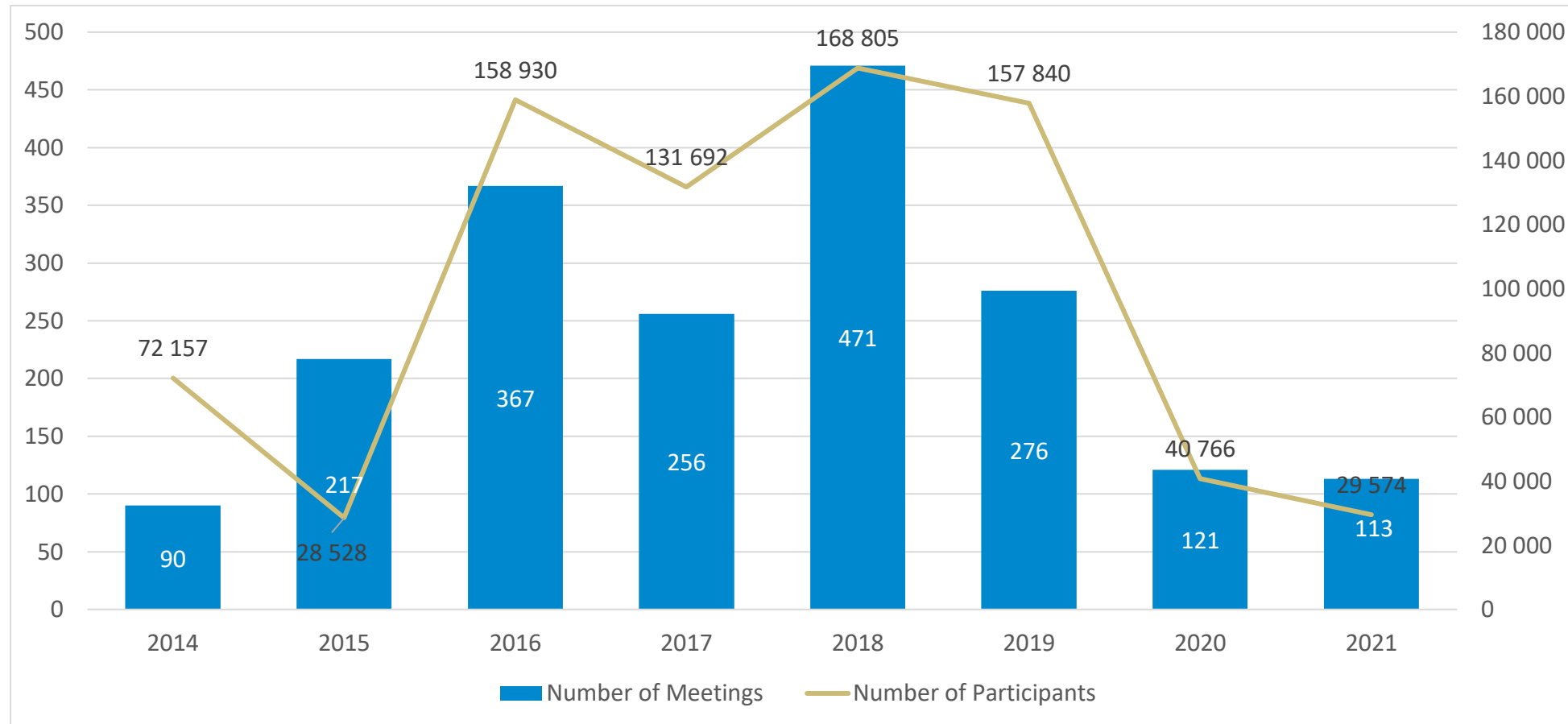
# Statistics of PCB Members

Incl. convention centers, universities and other venues (e.g., historical palaces), excl. collective accommodation establishments

Year	Number of meetings	Number of participants
2014	90	72 157
2015	217	28 528
2016	367	158 930
2017	256	131 692
2018	471	168 805
2019	276	157 840
2020	121	40 766
2021	113	29 574

# Statistics of PCB Members

Inc. convention centers, universities and other venues (e.g., historical palaces),  
excl. collective accommodation establishments



# Aggregated Statistics CZSO + PCB

Incl. CZSO + PCB (excl. collective accommodation establishments)

Year	Number of meetings	Number of participants
2014	3 757	617 004
2015	4 404	564 960
2016	4 804	701 011
2017	4 644	660 266
2018	5 005	705 037
2019	5 944	715 962
2020	1 256	181 940
2021	1 220	146 372

# Aggregated Statistics CZSO + PCB

Incl. CZSO + PCB (excl. collective accommodation establishments)

